

Library Details: HDPE Library Components

Country/Standard: AUSTRALIA

Date: APRIL 2017

## FLANGES

The flanges have intelligent custom properties built into their design tables (making use of the 'concatenate function') to populate your bill of materials (BOM) as per example below.





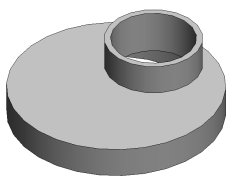

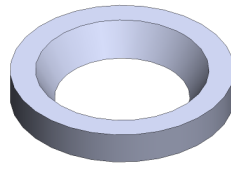
ITEM NO.	QTY	DESCRIPTION	Size	MATERIAL	kg/ea
1	1	AUS/NZ STUB FLANGE - 250 OD PN6.3	250 OD PN6.3	PE 80B	2.2
2	1	BACKING RING - 250 OD - TABLE E		GALVANISED STEEL	10.1




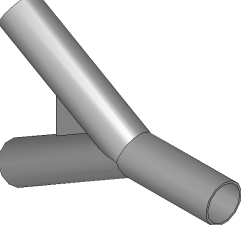
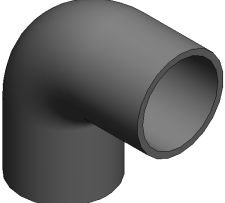


### **Disclaimer & Intended use of the HDPE library:**

**No responsibility is accepted by Quadro Design for companies and individuals using any component from the supplied HDPE library.**

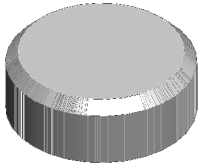
### **PE80 & PE100:**

	<p><b><u>STUB FLANGE AUS/NZS SET</u></b></p> <p>Contains over 300 configurations with sizes from table D &amp; E ANSI 150# / PN4 – PN20</p>
	<p><b><u>STUB FLANGE AUS/NZS</u></b></p> <p>Contains over 300 configurations with sizes ranging from table D &amp; E ANSI 150# / PN4 – PN20</p>
	<p><b><u>BACKING RING - AUS/NZS</u></b></p> <p>Contains configurations sizes ranging from DN20 – DN1200 Table D &amp; E, DN20 – DN 630 ANSI 150# &amp; PN4 – PN20</p>
	<p><b><u>STUB FLANGE EXTENSION LEG SET AUS/NZS SET</u></b></p> <p>Contains over 300 configurations with sizes from table D &amp; E ANSI 150# / PN4 – PN20</p>

	<p><b><u>STUB FLANGE EXTENSION LEG SET AUS/NZS</u></b></p> <p>Contains over 300 configurations with sizes from table D &amp; E ANSI 150# / PN4 – PN20</p>
	<p><b><u>HDPE PIPE</u></b></p> <p>Contains configurations sizes ranging from DN20 (PN6.3-PN20) – DN1200 (PN8)</p>
	<p><b><u>SHOULDERED END AUS/NZS</u></b></p> <p>Contains configurations sizes ranging from DN63 - DN500 (PN4-PN20)</p>
	<p><b><u>CONCENTRIC REDUCER AUS/NZS</u></b></p> <p>Contains over 950 configurations sizes ranging from DN20 – DN1200 (PN4-PN20)</p>
	<p><b><u>ECCENTRIC REDUCER AUS/NZS</u></b></p> <p>Contains over 900 configurations sizes ranging from DN20 – DN1200 (PN4-PN20)</p>
	<p><b><u>SPIGOT REDUCER AUS/NZS</u></b></p> <p>Contains over 250 configurations sizes ranging from DN20 – DN315 (PN4-PN20)</p>
	<p><b><u>BUTTERFLY SPACER AUS/NZS</u></b></p> <p>Contains configurations sizes ranging from 110 - 1000 (PN4-PN20)</p>

	<p><b><u>REDUCING TEE AUS/NZS</u></b></p> <p>Contains over 450 configurations sizes ranging from DN90 – DN1000 (PN4-PN20)</p>
	<p><b><u>EXTENDED LEG TEE AUS/NZS</u></b></p> <p>Contains over 100 configurations sizes ranging from DN20 – DN1200 (PN4-PN20)</p>
	<p><b><u>45 &amp; 60 DEG JUNCTION TEE AUS/NZS</u></b></p> <p>Contains over 200 configurations sizes ranging from DN90 – DN1000 (PN4-PN20)</p>
	<p><b><u>45, 60 &amp; 90 DEG JUNCTION TEE AUS/NZS</u></b></p> <p>Contains over 300 configurations sizes ranging from DN90 – DN1000 (PN4-PN20)</p>
	<p><b><u>45 &amp; 90 DEG MOULDED LONG SPIGOT AUS/NZS</u></b></p> <p>Contains over 150 configurations sizes ranging from DN25 – DN315 (PN4-PN20)</p>
	<p><b><u>90 DEG MOULDED SHORT RADIUS ELBOW AUS/NZS</u></b></p> <p>Contains over 100 configurations sizes ranging from DN20 – DN500 (PN4-PN20)</p>
	<p><b><u>30, 45, 60 &amp; 90 DEG SWEEP BEND AUS/NZS</u></b></p> <p>Contains over 550 configurations sizes ranging from DN20 – DN1000 (PN4-PN20)</p>

**WELD ON CAPS:**



**WELD ON END CAPS AUS/NZS**

Contains over 150 configurations sizes ranging from DN20 – DN1200 (PN4-PN20)